

ELKO EP, s.r.o.
 Palackého 493
 769 01 Holešov, Vsetuly
 Czech Republic
 Tel.: +420 573 514 211
 e-mail: elko@elkoep.com
 www.elkoep.com

Made in Czech Republic

02-7/2021 Rev.: 0



ATS-1DR

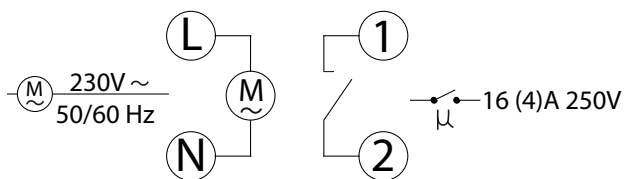
Analog time switch with daily program



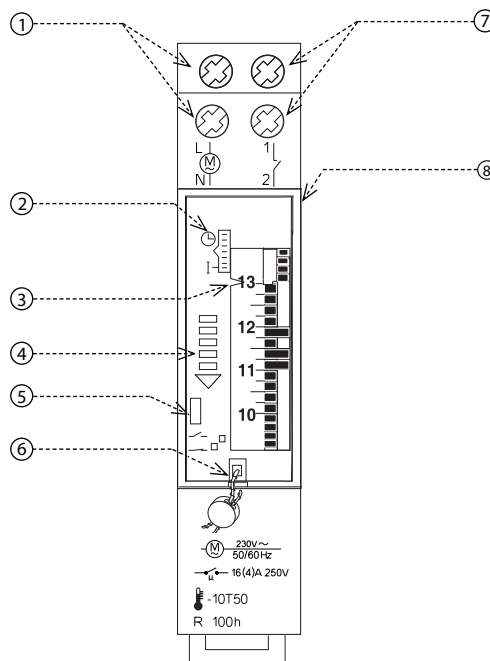
Characteristics

- The mechanical time switch is a simple and inexpensive alternative to digital time switches for controlling heating, ventilation, cooling, lighting systems or pumps depending on real time.
- Daily program
- Selection of operating modes using the switch on the panel:
 - ⌚ switches automatically according to the set program
 - I permanently closes
- Power reserve after power off for up to 100 hours after fully charged.
- Sealable transparent front panel cover.

Connection



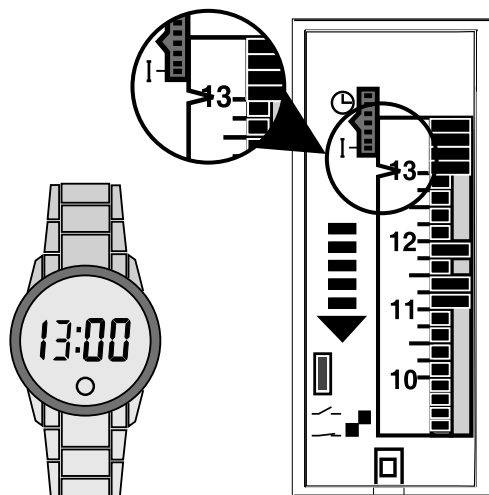
Description



1. Supply voltage terminals (L-N)
2. Operating mode switch
3. Time indicator
4. Direction of rotation of the programming dial
5. Supply voltage indication
6. Sealing spot
7. Output contact (1-2)
8. Transparent opening cover

Time setting - daily program

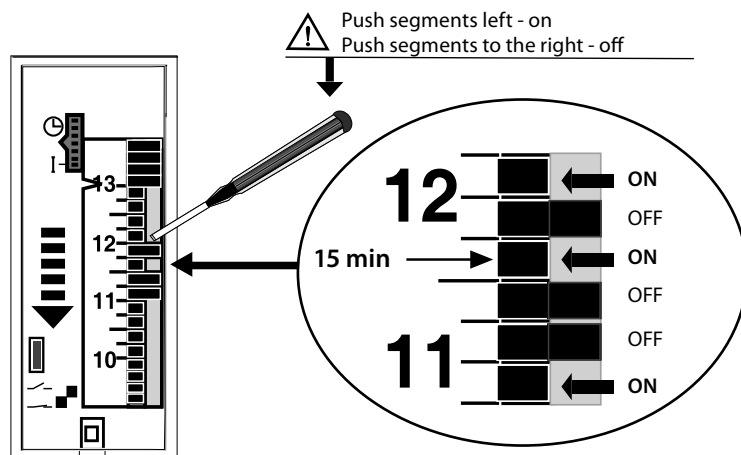
Do not turn against the direction of rotation of the programming dial



Settings

Minimum switching interval:
 - daily 15 minutes (1 segment)



High temperatures can affect the accuracy of the time switches

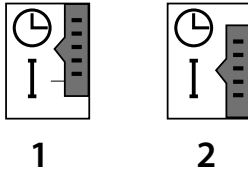


Example:

10:00 ... 11:00 ON
 11:00 ... 11:30 OFF
 11:30 ... 11:45 ON
 11:45 ... 12:00 OFF
 12:00 ... 13:00 ON

Operating mode

- 1 =  switches automatically according to the set program
2 =  permanently closes



Power reserve

Approximately 100 hours after being connected to the power supply, the power reserve, reaches it's complete charge of 100 hours.

Technical parameters

ATS-1DR

Supply

Supply terminals:	L, N
Supply voltage:	AC 230V (50/60 Hz)
Power consumption (max.):	1W (1,5 VA)
Supply voltage tolerance:	-10%, +10%

Time circuit

Program:	daily
Number of switching segments:	96
Minimum switching interval:	15 min
Operating accuracy:	± 1s/day
Power reserve:	max. 100h

Output

Number of contacts:	1x switching (AgNi)
Rated current:	16A/AC1
Breaking capacity:	3500VA/AC1
Switching voltage:	250V AC
Mechanical life:	1.000.000 operations
Electrical life (AC1):	50.000 operations

Other information

Operating temperature:	-10 to + 50°C (14 to 122°F)
Storage temperature:	-10 to +50°C (14 to 122°F)
Dielectric strength:	4kV (supply - output)
Operating position:	any
Mounting:	DIN rail EN 60715
Protection degree:	IP20
Overvoltage category:	III.
Pollution degree:	2
Max. cable size (mm ²):	max. 1x 4, max. 2x 1.5 / with sleeve max. 1x 4, max. 2x 1.5 (AWG 12)
Dimensions:	90 x 17,5 x 64 mm (3.5" x 0.69" x 2.5")
Weight:	73 g (2.6 oz.)
Standards:	EN 61812-1, EN 60669-1, EN 63044-1

Warning

Device is constructed for connection in 1-phase main alternating current voltage and must be installed according to norms valid in the state of application. Connection according to the details in this direction. Installation, connection, setting and servicing should be installed by qualified electrician staff only, who has learnt these instruction and functions of the device. This device contains protection against overvoltage peaks and disturbances in supply. For correct function of the protection of this device there must be suitable protections of higher degree (A, B, C) installed in front of them. According to standards elimination of disturbances must be ensured. Before installation the main switch must be in position "OFF" and the device should be de-energized. Don't install the device to sources of excessive electro-magnetic interference. By correct installation ensure ideal air circulation so in case of permanent operation and higher ambient temperature the maximal operating temperature of the device is not exceeded. For installation and setting use screw-driver cca 2 mm. The device is fully-electronic - installation should be carried out according to this fact. Non-problematic function depends also on the way of transportation, storing and handling. In case of any signs of destruction, deformation, non-function or missing part, don't install and claim at your seller it is possible to dismount the device after its lifetime, recycle, or store in protective dump.