

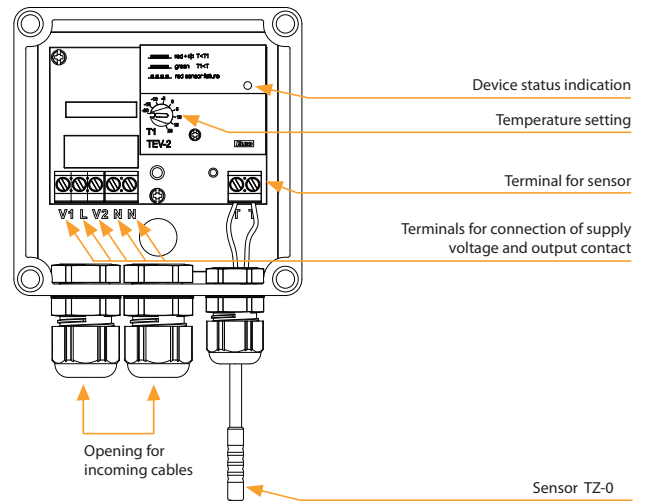


EAN code
TEV-2: 8595188129251
TEV-3: 8595188129268

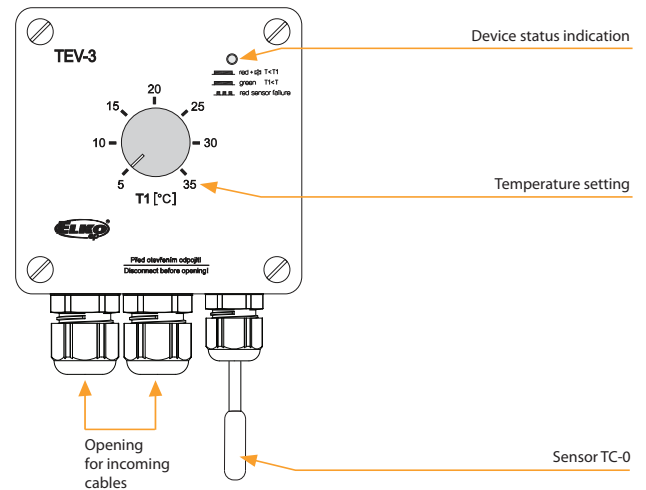
| Technical parameters | TEV-2 | TEV-3 |
|-------------------------------|---|--------------------------|
| Function: | one-level thermostat | |
| Supply terminals: | L - N | |
| Voltage range: | AC 230 V (50-60 Hz) | |
| Input: | max. 2.5 VA/0.5 W | |
| Max. dissipated power: | 3 W (Un + terminals) | |
| Tolerance of voltage range: | ± 15 % | |
| Measuring circuit | | |
| Measuring terminals: | T - T | |
| Temperature ranges: | -20 to 20°C (-4 to 68 °F) | 5 to 35 °C (41 to 95 °F) |
| Hysteresis (sensitivity): | 3 °C (± 1.5 °C)/37.4 °F (± 34.7 °F) | |
| Sensor: | thermistor NTC 12 kΩ | |
| Faulty sensor indication: | red LED flashing | |
| Accuracy | | |
| Accuracy of settings (mech.): | 5 % | |
| Dependance on temperature: | < 0.1 %/°C (°F) | |
| Output | | |
| Number of contacts: | 1x changeover/SPDT (AgNi/Silver Alloy) | |
| Current rating: | 16 A/AC1 | |
| Max. breaking capacity: | 4000 VA/AC1, 384 W/DC | |
| Peak current: | 30 A/< 3 s | |
| Switched voltage: | 250 V AC | |
| Output indication: | red LED | |
| Mechanical life: | 10.000.000 ops. | |
| Electrical life (AC1): | 100.000 ops. | |
| Other information | | |
| Operation temperature: | -30 to 50 °C (-22 °F to 122 °F) | |
| Operation position: | any | |
| Protection degree: | IP65 | |
| Overvoltage category: | III. | |
| Polution level: | 2 | |
| Max. cable size (mm²): | solid wire 2.5/ with sleeve 1.5 (AWG 12) | |
| Dimensions: | 110 x 135 x 66 mm (4.33"x 5.3"x 2.3") | |
| Weight: | 270 g (9.5 oz.) | 274 g (9.7 oz.) |
| Standards: | EN 60255-1, EN 60255-26, EN 60255-27, IEC 60730-2-9 | |

- Single thermostat with possibility of temperature management in adjustable range (it is possible to modify this range or make a special one on request).
- Used to regulate heating (or cooling) in demanding environments (outside, humidity, dustiness, etc.).
- Thermostat is placed in water-proof box with IP65 protection, which enables installation outside, with in-built sensor.
- **TEV-2:** control and indication elements are placed under transparent cover.
- **TEV-3:** control and indication elements are placed directly on the cover (for easy orientation and frequent change of temperature).
- Thermostat status is indicated by LED (2 colours).
- Function of monitoring sensor disconnection and short-circuit.

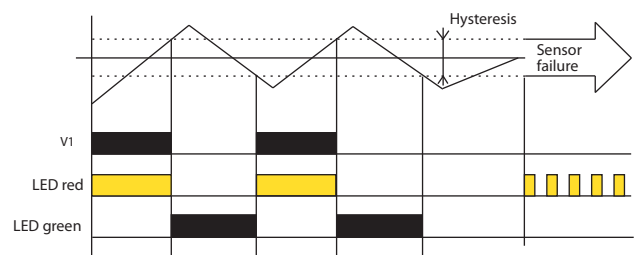
Description TEV-2 (without cover)



Description TEV-3 (cover)

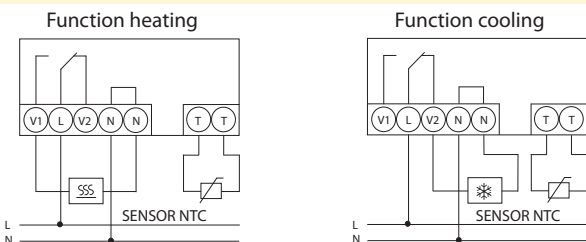


Function TEV-2,TEV-3



TEV-2 and TEV-3 are universal single thermostats for universal use. In case ambient temperature is higher than set temperature relay is open (function HEATING), for cooling function (opposite function) is possible to use NC contact of relay (V2).

Connection



Symbol

